

# Gifts of the Holy Spirit Craft

This project is great for Confirmation, Pentecost, or any event that centers around the Holy Spirit or the Gifts of the Holy Spirit.

God bless me with:

**Knowledge** to know right from wrong

**Fortitude** to stand up and be strong


**Understanding** to follow God's way

**Piety** to worship and pray

**Counsel** to enlighten and guide me

**Wisdom** to feel Your presence beside me

**Fear of the Lord** to always be awed by the mighty wonders of our God!



English  
&  
Español  
Catholic Inspired



## Art supplies you will need:

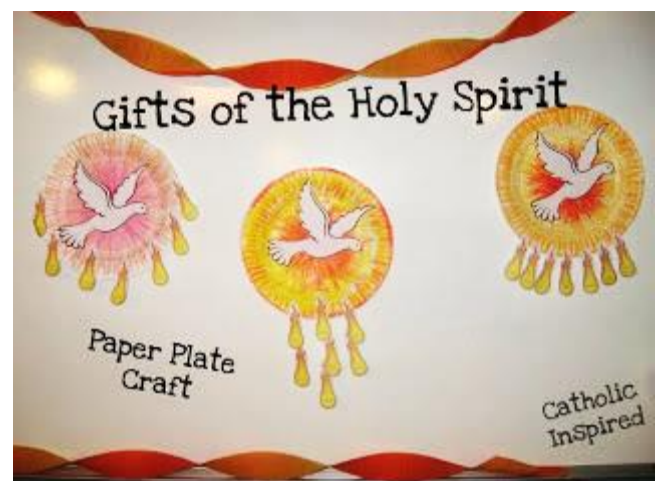
- Copy of the dove and tongues of fire
- large paper plate
- yellow, orange, and red crayons
- glue
- scissors
- Glitter, glitter glue, other decorations (optional)

## Instructions:


- Color the paper plate to look like a halo or sun with rays coming from the center of it.
- Cut out the white dove and glue it to the center of the colored plate. Note: For a more 3-D look, do not glue down the wings, only glue the body.
- Color the tongues - if using the black and white version. Cut out the tongues of fire and glue them to the plate in whatever way you desire.
- For extra fun, you could also add glitter or glitter-glue to the plate and tongues of fire.

## \*\*Other option:





Use the smaller version (last 4 pages) to create an art project on colored paper!













# Gifts of the Holy Spirit Craft

Cut out the Holy Spirit dove and flames. Glue the dove onto the top of a yellow sheet of paper. Use orange and red strips of colored paper to make rays. Be creative in your designs. Glue down the flames to the bottom of the rays. Decorate with glitter or other decorative items as desired.



# Gifts of the Holy Spirit Craft - Spanish



Cut out the Holy Spirit dove and flames. Glue the dove onto the top of a yellow sheet of paper. Use orange and red strips of colored paper to make rays. Be creative in your designs. Glue down the flames to the bottom of the rays. Decorate with glitter or other decorative items as desired.





# Gifts of the Holy Spirit Craft

Color the flames. Cut out the Holy Spirit dove and flames. Glue the dove onto the top of a yellow sheet of paper. Use orange and red strips of colored paper to make rays. Be creative in your designs. Glue down the flames to the bottom of the rays. Decorate with glitter or other decorative items as desired.



# Gifts of the Holy Spirit Craft - Spanish

Color the flames. Cut out the Holy Spirit dove and flames. Glue the dove onto the top of a yellow sheet of paper. Use orange and red strips of colored paper to make rays. Be creative in your designs. Glue down the flames to the bottom of the rays. Decorate with glitter or other decorative items as desired.

